



TECHNOLOGY UPDATE

3rd Quarter, 2016 - 2017

Technology News at LRMS

Here they come!! After 2 years of waiting, the long-promised 2013 Tech Bond student devices are set to arrive at LRMS in late February or March. While plans are still being put together, most teachers in the building will end up with 8 to 10 student laptops in their room. The device is a Lenovo Thinkpad 13 in silver. They will have the WCPSS logo etched on them. Note that last spring some of our students actually helped district leaders choose which device WCPSS purchased.



Many classrooms will also receive a Aver c20i charging cart, as well.

The district has mandated that all teachers receiving these bond devices take a Canvas course which

explains usage of these devices and carts and provides some instructional technology modules, as well. It's estimated that the Canvas course will take 3 hours to go through.

Remember, once we receive our laptops, the library will be calling back in ALL student devices (laptops and iPads) for re-allocation.

You'll be hearing lots more about this exciting deployment in the coming months!

WCPSS Technology News

One of the most difficult problems you may face when using tech tools with your students is the "simple" login process. There are so many usernames and passwords to remember, especially if you utilize a wide variety of digital tools in your lessons.

WCPSS is pushing towards a "single sign on" process. This means that students would use a single username and password with many district-provided services (such as Discovery Ed, Voicethread, Canvas, etc). For instance, currently a student uses his/her WakeID to login to both their WCPSS email and WCPSS Google Apps. Once fully implemented, it should cut down on a lot of confusion!

The district has made a definitive decision about allowing inexpensive Chromebooks in our schools. The decision is that schools will NOT be permitted to purchase Chromebooks, due to the security risks and the difficulty of managing them on the admin side. They also are standing by their decision that iPads are the only approved tablet device schools should purchase.



Phone Problems? Don't Call Us!

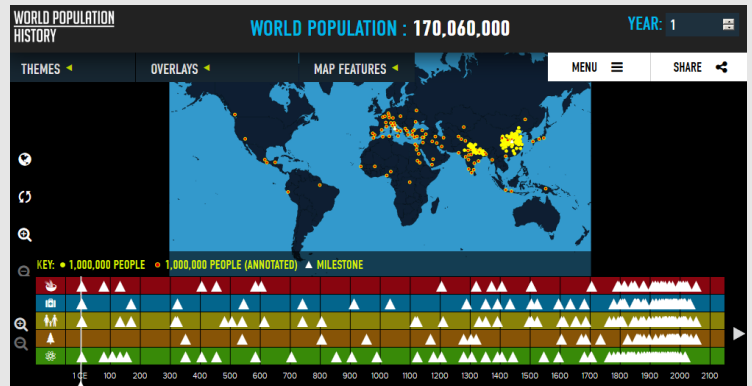
The new land-line phone system installed at our school has one interesting element you might not have noticed. Phones now plug into computer network wall outlets, not standard voice-line telephone outlets. If you have a problem with your phone, no need to contact the Media Center or office. Any staff member with a phone issue can call the WCPSS Tech Help Desk at 919-664-5700 to report a problem.



World Population History

This resource is an interactive map and timeline progression illustrating the world's population growth. You can trace the growth of population centers. The timeline features markers that indicate developments in science, trade, and other events. Just click on a marker to get more information. You can also find teaching resources by looking at the map's menu. A great way for students to get the "big picture."

<http://worldpopulationhistory.org/>



Tellagami

As the Tellagami website explains, "Tellagami® is a fun, new way to share animated messages. Customize your character. Change its mood or outfit. Record your voice or add dialogue. Then share your Gami video."

It's an app available for iPad (or iPhones) that makes creating an animated character a simple activity.

The app will be added to school iPads during the next maintenance cycle (this spring), but can be used on BYOD devices right now.



Fun Fact

Facebook has been un-blocked from the WCPSS Internet filters. Don't forget the social media guidelines WCPSS has put in place, though! The other popular social networking sites popular with young people (such as Instagram or Snap Chat) are still blocked.



Inauguration Resources

January marks the arrival of yet another president in the White House. You can find lots of lesson ideas from Education World's Innauguration Lesson compilation.

http://www.educationworld.com/a_lesson/lesson/lesson219.shtml






LRMS

TECH THURSDAYS

Short PD sessions to get you moving with technology.



Learn a little about using some cool technology tools in your classroom! These short, optional sessions will introduce you to some powerful learning tools. All you need to do is bring a charged device to the session(s), which will be held in the Media Center. Each session features 30 minutes of training and 15 minutes of application work time.

You can receive partial CEU credit for attending sessions. To receive credit, you'll need to submit an artifact to Brian Martin illustrating instructional use of one of the digital tools you learn about during Tech Thursdays. More information will be provided at the sessions.

All sessions will be held in the Media Center.

Electives
8:15 - 9:00

8th Grade
9:30 - 10:15

7th Grade
11:30 - 12:15


6th Grade
1:30 - 2:15

| Date | Session |
|-------------------------------------|--|
| Sept. 22 CANCELED | Collaboration Tools Overview - bring your laptop Learn how students can collaborate together using services like Padlet, Today's Meet, Tricider, Lino). |
| Oct. 27 PUSHED TO OCT. 28 | Video Production on iPad (multimedia) - bring school-owned iPad Learn how to record video and edit shots together using a single device. |
| Nov. 17 | Google Cardboard Virtual Reality (content) - bring smart phone Explore the world in virtual reality. Note you'll need to provide your own Smart Phone for this session - and you may want to install some apps during this session. This will be a tool used with BYOD devices, not with school-owned devices. |
| Dec. 15 | Socrative & Kahoot (formative assessment tools) - bring your laptop Get immediate response from your students using these audience polling tools designed for the classroom |
| Jan. 19 | Google Forms (data collection) - bring laptop Gather information from visitors to your Google Form. |
| Feb. 16 | 3-D Printing & Sketchup - bring laptop Learn how to design objects that can be 3-D printed. |
| Mar. 16 | Virtual Whiteboard Presentations (multimedia) - bring school-owned iPad Use an iPad as a whiteboard to record presentations. |
| Apr. 20 | Digital Video Content & Tools (content) - bring laptop An overview of digital video content available to you. |

Google Classroom Add-Ons and Extensions

There are numerous "add ons" you can get for free that may help you use Google Classroom in new ways. The add on Doctopus, when used with the extension Goobric, can be a big help to you when grading assignments in Google Classroom.


See this presentation to learn a little about these helpful tools.



Grade with rubrics easily!

Unplugged by Brian Martin

Our Media staff attended the district's Convergence symposium in November. We presented a session about our recent Star Wars Reading Day event and it went over really well!



One of the sessions I attended dealt with Cyber Safety (presented by our friends at Leesville Road Elementary School). It's something we talk a bit about, and certainly we all try to groom our students to be smart when connected to the world. One of the biggest take-aways from this session for me is how quickly new apps and services arise and disappear. Just as soon as you think you know what to look out for, youngsters move on to something different.

Seven percent of 13 to 17 year olds lie about their age and use the "dating" website Tinder.

Did you know Snap Chat has changed so anyone aged 13 or older can create an account? The new popular app Musical.ly seems safe, but features a lot of adult content. Finstagram lets users create fake Instagram accounts and can often be used for cyber-bullying. The app Vault-i permits users to hide pictures and media within the app, so parents don't see objectionable material when looking through the device's photo galleries.

Some of the current statistics are pretty grim! The Department of Justice reports seven percent of 13 to 17 year-olds lie about their age and use the adult "dating" website Tinder. One in five children under the age of 18 are aggressively sexually solicited on the Internet at some point.

Students (and adults!) should always check privacy settings within an app. To make things difficult, when apps update, they often revert to default settings, which is usually NOT private. Check cyber safety websites, such as commonsense.org, once in a while to learn about new apps and dangers. The dangers of the Internet have multiplied substantially, just within the last 5 years. Be proactive and teach your students to be proactive, too!

Remember, you can access lots of additional content and guides to technology online at:

<http://www.wcpss.net/lrmstech>

Contact our school Instructional Technology Facilitator, Brian Martin, or Media Specialist Lisa Nelson, if you're interested in collaborating on a lesson implementing technology.